

# SHOWCASE™

UNRIVALED DESIGN. UNMATCHED STYLE.

RAYNOR

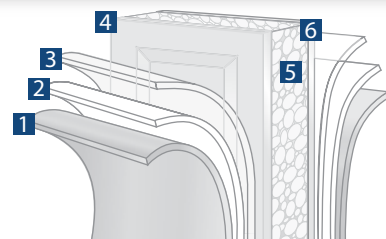
ShowCase™ Colonial, White

ShowCase™ AccuFinish, Oak, Carriage House

## DELUXE, 3-LAYER CONSTRUCTION

STEEL + INSULATION + STEEL

Traditions Series™ sandwich doors are made with a rugged, two-sided steel design, encasing a core of thermally bonded, CFC-free, expanded polystyrene insulation, delivering a thermally efficient 10.25 R-value.



- |                    |                          |
|--------------------|--------------------------|
| 1 Baked-on Finish  | 4 High-Strength Steel    |
| 2 Epoxy Primer     | 5 Polystyrene Insulation |
| 3 Galvanized Layer | 6 High-Strength Steel    |



# Engineered to Last

ShowCase™ has heavy-duty, hot-dipped, galvanized steel sections with an epoxy primer and baked-on polyester finish, which resists rust and impact denting. To assure durable, long-lasting performance, ShowCase offers standard features, including:



- 1 Vinyl thermal break between interior and exterior skins
- 2 Section joint seal to prevent weather infiltration
- 3 Hot-dipped, galvanized steel track
- 4 Steel wheel, ball bearing rollers
- 5 Bottom weatherseal to keep weather out
- 6 Adjustable track for a precise fit

## Hurricane Reinforcing Systems

ShowCase doors are available in post, u-bar, and strut designs, giving homeowners flexibility in choosing between an assisted or unassisted door approved for IBC, FBC, TDI, or Miami-Dade installation environments



Post Design



U-Bar Design



Strut Design



**AccuFinish®**  
Natural Wood Beauty With The Durability Of Steel

AccuFinish is a uniquely engineered, wood-look laminate film available in Dark Walnut, Cherry, Oak, and Cedar.



ArmorFinish and AccuFinish offer a 6 year warranty against surface rust, even in coastal environments where corrosive substances like sea spray and salt fog can wreak havoc on steel.


For more details on ArmorFinish and AccuFinish, see ShowCase literature.




**ARMOR FINISH®**  
PROTECTION FOR THE HARSHTEST ENVIRONMENTS

ArmorFinish serves as a protective barrier for your ShowCase door from harsh winds, rain, ocean spray, and sand.

## Door Designs



Colonial



Flush




Flush Beadline

### Colonial & Flush:

Heights: 4'-9" to 5'-1" in 1" increments, 5'-3", 5'-6", 5'-7", 5'-9", 6', 6'-4" to 7' in 1" increments, 7'-2", 7'-3", 7'-6" to 7'-9" in 1" increments, 8' to 9' in 1" increments, 9'-2", 9'-3", 9'-6" to 10' in 1" increments

Widths: 4' to 18' in 1" increments



Carriage House



Ranch

### Carriage & Ranch:

Heights: 4'-9" to 5'-1" in 1" increments, 5'-3", 6'-4" to 7' in 1" increments, 8', 8'-1", 8'-2", 8'-3", 8'-5" to 8'-9" in 1" increments, 9'-10", 10'

Widths: 4' to 18' in 1" increments

\*Some select widths may not be available

## Colors




White




ClayTone



Almond



Brown



Bronze

## Limited Warranty

Door Sections: "For As Long As You Own Your Home," against rust.

Certain restrictions apply to corrosive airborne substances.

Hardware/Springs: 3-Year

**See your Raynor Dealer for complete details.**

Exclusively Distributed By: